



GEIGER RESCUEline

Product Datasheet



Content

Sun protection and emergency exit.....	1
The Geiger RESCUEline opens the way!.....	1
Geiger-RESCUEline - The solution with battery backup for the second emergency exit!.....	2
Modular design - Drive with system!.....	2
Stand-Alone-System.....	2
State of the art electronic concept / Safety for the future!.....	2
Heavy duty battery!.....	3
Technical data.....	3
Visualization.....	4
Spare parts and accessories.....	4

GEIGER RESCUEline - GEIGER HELPS YOU IMPLEMENT FIRE SAFETY

Sun protection and emergency exit

The § 33 Musterbauverordnung (MBO) - German standard building regulations - requires the existence, for each floor, of at least two independent emergency exits.



One of them must comply with the regulations defining the first emergency exit. The first emergency exit enables people to quickly leave a danger zone. It leads either directly into the open air or into a secured area, such as corridors, stairs and exits.



Unlike the first emergency exit that is strictly regulated and clearly defined, the second emergency

exit can be interpreted in different ways and faces countless solutions. Until now, uniform regulations have not been applied throughout the country.

For sun protection manufacturers, architects and planners, this represents a huge challenge in terms of design and implementation and might lead to conflicts.

Especially if the fire safety requirements for the second emergency exit are not respected. Furthermore, aesthetic aspects, historic preservation regulations, constructive environment and, last but not least, costs have to be reconciled in a constructive dialogue.

The Geiger RESCUEline opens the way!

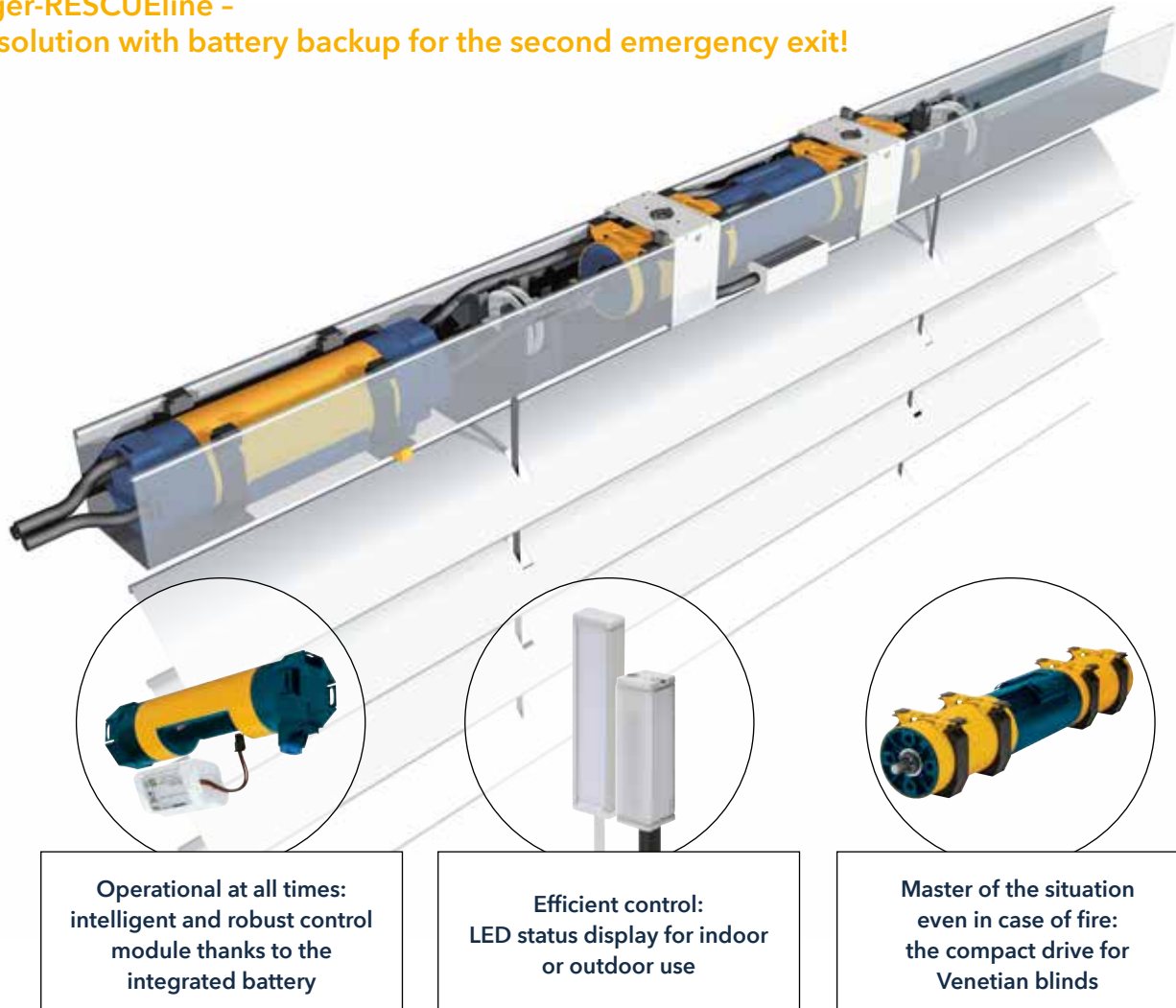
Increasingly, planners and architects are rejecting the solution of an extra staircase and prefer the option of a back-up window or emergency door which is usually the most economical solution while allowing free rein to creativity.

Providing a window or door as a **second emergency exit** does not detract from the aesthetics of the entire building. You just make sure the sunscreen releases these **second escape routes** in case of danger.

Geiger, manufacturer of operating systems for the sun protection, brings you this guarantee with the new RESCUEline solution equipped with a backup battery.

With the Geiger **RESCUEline** system, planning a **second emergency exit** is easy, economical and safe. **RESCUEline** is an invisible system that makes it possible to release emergency exits in any situation, at any time and for years.

Geiger-RESCUEline - The solution with battery backup for the second emergency exit!



Modular design - Drive with system!

The sophisticated design of the RESCUEline can be easily integrated into all standard head rails. All drive components are designed so that the installation of additional control modules inside the building is not necessary. The motor and the control module are connected via a pre-coded plug-in cable system. Thus, any connection error is excluded.

- ▶ **Space-saving:** Thanks to its modular design, the whole system can be integrated into all the upper head rails.
- ▶ **Easy maintenance:** The control and motor components can be replaced at any time independently of one another.
- ▶ **Flexible approach:** Second emergency exit planning does not involve any structural change, which is an important argument for architects and planners. The overall aesthetics of the building and its façade are respected.
- ▶ **Unobtrusive:** The additional LED status display allows viewing different modes. For the user, the Venetian blind with an integrated RESCUEline system does not differ, seen from the outside, from a standard Venetian blind.

Stand-Alone-System

The system can also be used without being connected to a fire panel. A typical application is the detached house that does not have a home automation control.

- ▶ **Safety in case of fire:** The emergency switch guarantees the opening of the sun protection in the event of danger even without integration in a home automation system or a fire.

State of the art electronic concept / Safety for the future!

The RESCUEline system can be flexibly connected with the home automation solutions currently on the market.

- ▶ **Perennial:** A Smart Home control update is possible at any time.
- ▶ **Updatable:** RESCUEline has an integrated USB interface which is at the exclusive service of the manufacturer.

Heavy duty battery!

A temperature-resistant lithium iron phosphate battery (LiFePo4) is integrated into the control module. The system is charged only via the battery and ensures trouble-free operation even in case of an emergency.

- ▶ **Long life:** The battery is characterized by a high electronic efficiency at the charge / discharge.
- ▶ **Temperature resistance:** The „self-protection“ function protects the battery against external influences such as heat or cold. If a low battery level is reached, the solar protection moves to the upper end position to release the window or emergency door. In addition, the battery is designed so that the drive can run for at least 4 minutes in case of an emergency.

Technical data

Technical specifications GJ5606 AE...	
Motor	
Voltage	100 ..230 V 50/60 Hz
Current	35 mA (max. load current)
Power	8 W
Couple	6 Nm
Normal operating torque	22 1/min
Emergency operation torque	27 1/min
Protection class	IP 44
Limit switch range	> 200 rotations
Operating mode	S2 4 min
Dimensions (without coupling)	346 mm
Diameter	55 mm
Electronic control	
Dimensions	220 mm
Diameter	55 mm
Battery	
Type	LiFePo4
Capacity	14,08 Wh / 1,1 Ah
Indoor LED display	
Dimensions	53 x 13 x 8 mm (L x H x W)
Outdoor LED display	
Dimensions	57 x 17 x 17 mm (L x H x W)

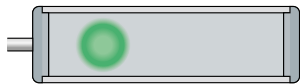
Subject to technical modifications



Visualization

A LED display is included in the standard delivery. You can choose between indoor or outdoor display modules.

Green LED - Operational



The Venetian blind opens and closes by means of a control switch.

Red LED - Power failure




In the event of a power failure, the Venetian blind remains in its position. However, if the charge level of the battery is less than 50%, the Venetian blind automatically moves up to the upper end position.

Yellow and red LED flashing - Low level of battery charge




If the charge level is below 50%, the Venetian blind automatically moves to the upper end position and remains there. The system can only be restarted when the battery level is above 50%.

Yellow LED flashes - Battery is defective



The system can only be restarted if the battery has been replaced.

All LEDs flash - Fire alarm triggered



The fire alarm was transmitted to the RESCUEline by the fire station. The motor automatically raises the sunshade at maximum speed to the upper end position. Emergency exits are released.

Spare parts and accessories

Art.-Nr.	Description
M56F8422	Drive
M56B908	Left electronic control
M56B942	Right electronic control
M56F155	Adjustment switch
M56F156	Battery for electronic control type 4IFR19/66
M56F157	Outdoor LED displayh 500 mm
M56F158	Indoor LED display 3000 mm
M56E628	Connection cable 3 m open end
M56E789	For connection to the LED display, with plug and open end cable, inside, L=300 mm
M56E791	For connection to the LED display, with plug and open end cable, inside, L=3000 mm
M56E790	For connection to a control switch, with plug and cable open end, L=300 mm
M56E792	For connection to a control switch, with plug and cable open end, L=3000 mm
M56E742	For connection to the fire alarm system, with socket and resistance 8,2 kOhm, L=3000 mm
M56E787	Connecting cable motor/brake, L= 300 mm to control module
M56E785	Connecting cable motor/brake, L= 500 mm to control module
M56E781	Connecting cable motor/brake, L=1000 mm to control module
M56E783	Connecting cable motor/brake, L=2000 mm to control module
M56E788	Encoder connection cable, L= 300 mm
M56E786	Encoder connection cable, L= 500 mm
M56E782	Encoder connection cable, L=1000 mm
M56E784	Encoder connection cable, L= 2000 mm