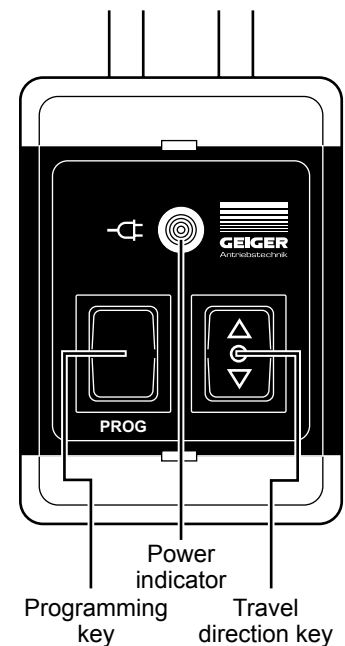


## Setting switch

M56F152 (D)

M56F153 (CH)

### Adjustment instructions



### Declaration of conformity

Current declarations of conformity are available under [www.geiger.de](http://www.geiger.de).

EN

### Notes on waste disposal

#### Recycling of packaging materials

In the interest of environmental protection, please contact your local government's recycling or solid waste management department to learn more about the services it provides.

#### Waste disposal of electric and electronic equipment

Electronic equipment or batteries cannot be discarded along with the normal household waste. Keep for more information on the recycling and disposal methods envisaged by the local regulations in your area.

### Setting switch ...

... for Venetian blind motors GJ56..e (except e1-e4) and SOLIDline Easy (GU45..E01), SoftPlus/SoftZero/SoftZero-55/SoftPlus-DG (GU45..E02), SoftReverse (GU45..E06), SoftLock (GU45..E07) and SoftPlus-Qi (GU45..E09).

### Connection of the setting switch

To realize the required setting procedures, the setting switch M56F152/M56F153 can be used. If necessary do use the adaptation cable with the service terminals M56B265.



The work with the service terminals may be accomplished only by an electrical specialist.

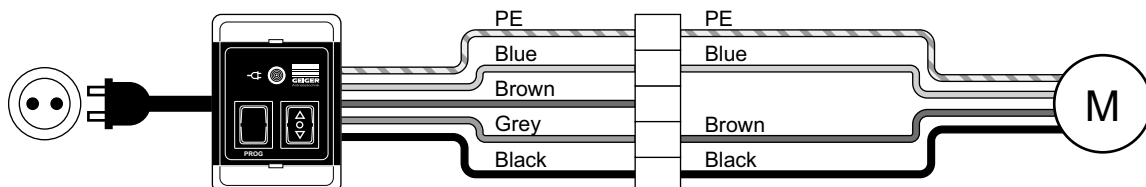


Information: The programming key corresponds to the simultaneous operation of the UP and DOWN keys.

### Connection for mechanical and electronic motors



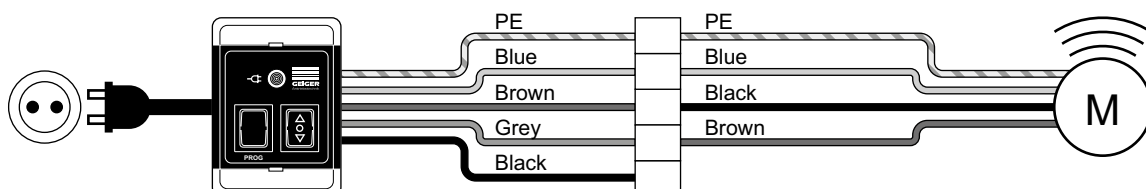
**WARNING: DO NOT ACTIVATE THE PROGRAMMING KEY WITH THE MECHANICAL MOTORS.**



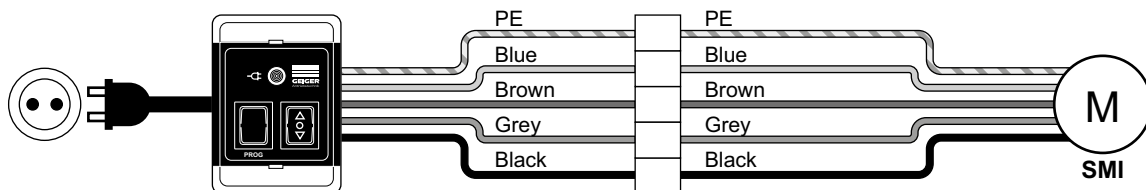
### Connection for radio-controlled motors



Attention: The programming of the end positions is effected via the hand-held transmitter.



### Connection only for SMI motors



**SAFETY NOTE: PLEASE DISCONNECT THE DEVICE BEFORE OPENING THE HOUSING. THE DEVICE MAY ONLY BE OPENED BY A QUALIFIED ELECTRICIAN.**

## GEIGER motors GJ56..e and SOLIDline



Note: please refer to the installation and operating instructions of the respective motors to adjust the end positions and to modify the power levels.

EN

For technical questions, please call our service team at: +49 (0) 7142 938-333. They will be happy to assist you.

# GEIGER

PARTNER TO THE SUN

Gerhard Geiger GmbH & Co. KG  
Schleifmühle 6  
D-74321 Bietigheim-Bissingen  
Telephone: +49 (0) 7142 938-0  
Telefax: +49 (0) 7142 938-230  
E-Mail: [info@geiger.de](mailto:info@geiger.de)  
Internet: [www.geiger.de](http://www.geiger.de)

